

# Collecting samples for STI testing

## Urine Sample



1) Wash your hands with soap.



2) Unscrew the lid from the specimen jar.



3) Pee the first part of the urine stream into the jar (about ½ full). Pee the rest into the toilet. Screw the lid back on the jar. Put in specimen bag.

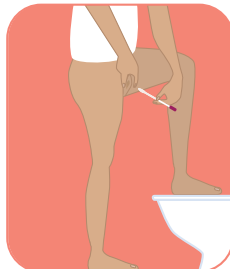


4) Wash your hands with soap.

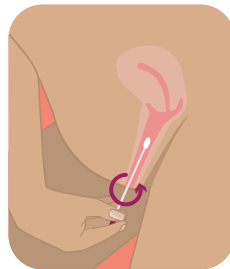
## Vaginal Swab



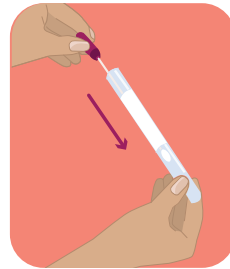
1) Wash your hands with soap.



2) Sit on the toilet or stand with one foot resting on the edge of the toilet. Separate the labia (lips).



3) Take the cotton swab out of the tube, then put the tip of the cotton swab about 2cm inside the vagina. Twirl or rotate the swab once. Count to ten and remove the swab.



4) Place the swab back into the tube, then put in the specimen bag.



5) Wash your hands with soap.

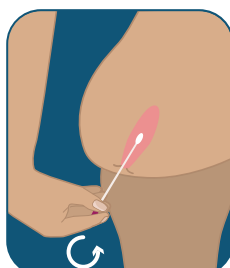
## Anal Swab



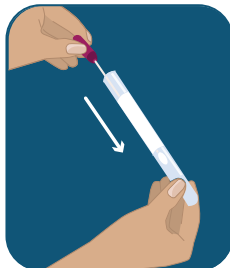
1) Wash your hands with soap.



2) Stand with both feet on the floor or with one foot on the toilet and bend forward.



3) Take the cotton swab out of the tube, then put the tip of the swab 3 or 4 cm into the anus. Twirl the swab stick while gently pushing upwards.



4) Place the swab back into the tube, then put in the specimen bag.

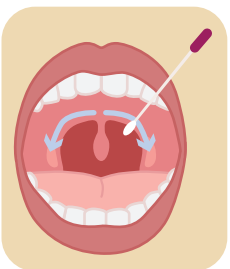


5) Wash your hands with soap.

## Throat Swab

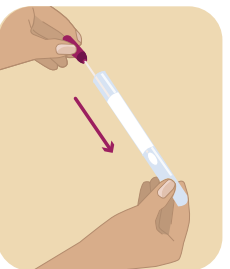


1) Wash your hands with soap.



2) Look in the mirror and open your mouth as wide as you can.

Gently wipe the swab over the tonsillar areas on both sides and the back of the throat. Gagging is ok and helpful.



3) Place the swab back into the tube, then put in the specimen bag.



4) Wash your hands with soap.