

Medical Abortion Medication Instructions



Included in the pack

MS-2 Step

- Mifepristone 200mg (MS 2 Step Green Packet), 1 tablet
- Misoprostol 200mcg (MS 2 Step Purple Packet), 4 tablets

mTOP Assist

- Ondansetron 4mg, 3 wafers (in case of nausea)
- Paracetamol/codeine 500/30mg, 2 tablets (for pain relief)
- Ibuprofen 400mg, 6 tablets (for pain relief)



If you are allergic to any of these medications, do not take them and re-consult your doctor.



If you have concerns about any side effects when taking these medications, please call 1800 4 Choice (1800 424 642) or HealthDirect on 1800 022 222

Step 1 (Green Box - Mifepristone)



Date: _____ Time: _____

Preparation



If you already feel sick, dissolve ONE x ondansetron 4mg wafer on your tongue and wait 30 minutes

Step 1 – taking the tablet



Swallow ONE Mifepristone tablet whole with water. Expected effects may include headache, nausea, bleeding and cramps.




Wait 36 hours before Step 2

Step 2 (Purple Box - Misoprostol)




Date: _____ Time: _____

Preparation

- Dissolve ONE x ondansetron 4mg wafer on your tongue 
- Swallow FOUR x ibuprofen 400mg tablets whole with water
- Wait 30 minutes

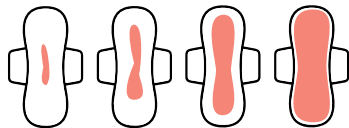
Step 2 – taking the tablets

- Place TWO Misoprostol tablets on EACH side of your lower gum (FOUR tablets in total) 
- Leave them there for 30 minutes to dissolve
- After 30 minutes, swallow any remaining tablet(s) residue with water

Medical Abortion Medication Instructions



Bleeding



- Pain, cramping and bleeding may begin anywhere from 30 minutes - 2 hours after Step 2
- You can also experience chills, dizziness, diarrhoea and vomiting
- Heat packs, hot water bottle and massaging the lower part of your tummy may help
- If you don't experience any bleeding within 24 hours, please call us on (08) 9227 6178

Pain

- If the pain is bad, swallow TWO paracetamol/codeine tablets with water
- After Step 2, you can also swallow ONE additional ibuprofen tablet 6 hours later, and another 6 hours later if needed (do not take more than 6 tablets in 24 hours)
- Please call us if your cramping does not get better with medication



Complications

- Do not put anything into the vagina for 1 week
For example: no fingers, tampons, menstrual cups, sex or toys.
- No exercise until you feel well again
- No returning to work/studies until you feel well
- Avoid travel until after your follow-up appointment
- Please call us if you experience a fever, unusual smelling discharge or pain that doesn't improve with medication

Follow up appointments

You must do a blood test to ensure the medications were successful. We will give you a pathology form that you can take to any PathWest Pathology centre to complete.



Next step:
Blood test (Essential)
Date Due: _____

You must also have a follow up appointment with a doctor to review the blood test results, and to ensure the medications were successful. If needed, future contraception options can also be discussed.



Next step:
Follow Up Appointment (Essential)
Date Due: _____